



Create better surveys faster. Upgrade to add users and get team collaboration tools. [View pricing →](#)

Lythwood Pavilion Changing Rooms

Summary → Design Survey → Collect Responses → [Analyze Results](#)



CURRENT VIEW



+ FILTER + COMPARE + SHOW

No rules applied



Rules allow you to FILTER, COMPARE and SHOW results to see trends and patterns. [Learn more »](#)

SAVED VIEWS (1)



Original View (No rules applied)

+ Save as...

EXPORTS



SHARED DATA (1)



Shared Data 1: Anyone with the Link

RESPONDENTS: 13 of 13

Export All

Share All



Question Summaries



Data Trends



Individual Responses

PAGE 1

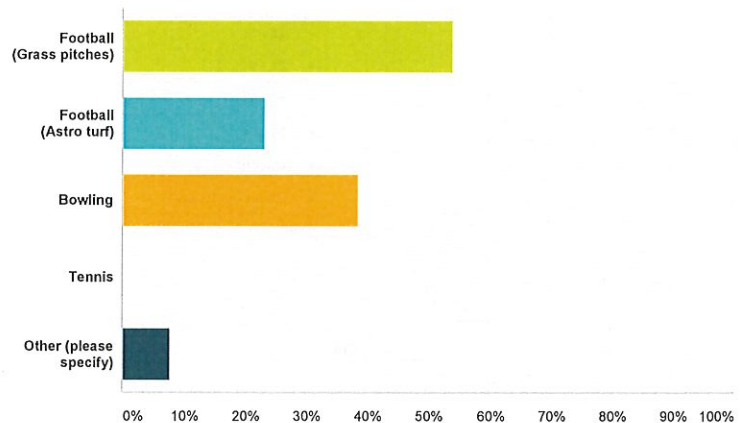
Q1

Customize

Export

For which activity(ies) do you use the pavilion? (Tick all that apply)

Answered: 13 Skipped: 0



Answer Choices	Responses
▼ Football (Grass pitches)	53.85% 7
▼ Football (Astro turf)	23.08% 3
▼ Bowling	38.46% 5
▼ Tennis	0.00% 0
▼ Other (please specify) Responses	7.69% 1
Total Respondents: 13	

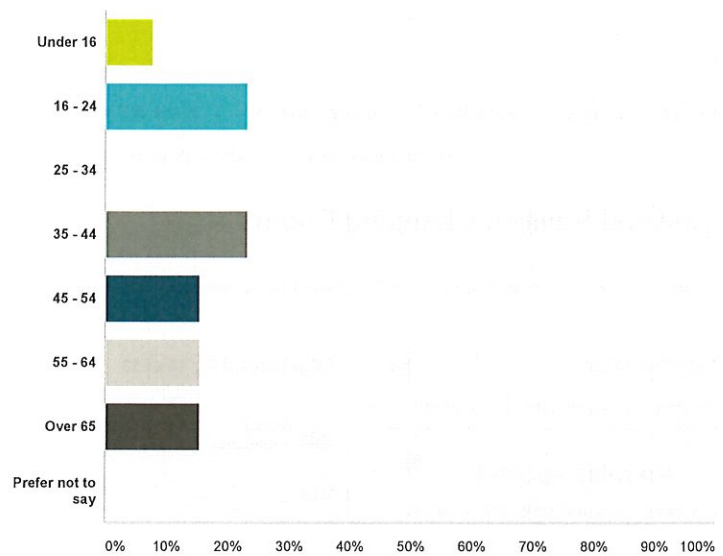
Q2

Customize

Export

Which age group are you in?

Answered: 13 Skipped: 0



Answer Choices	Responses
Under 16	7.69% 1
16 - 24	23.08% 3
25 - 34	0.00% 0
35 - 44	23.08% 3
45 - 54	15.38% 2
55 - 64	15.38% 2
Over 65	15.38% 2
Prefer not to say	0.00% 0
Total	13

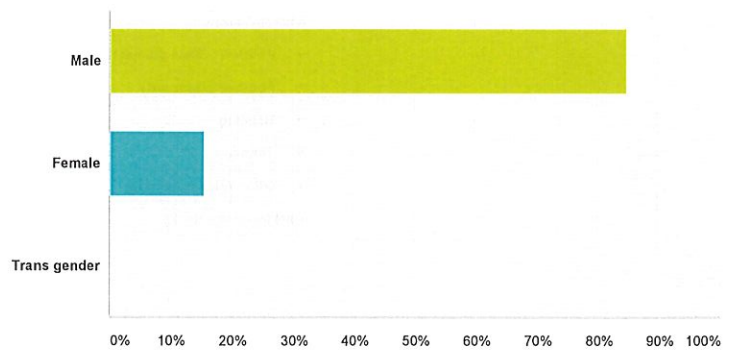
Q3

Customize

Export

What is your gender?

Answered: 13 Skipped: 0



Answer Choices	Responses
Male	84.62% 11
Female	15.38% 2
Trans gender	0.00% 0
Total	13

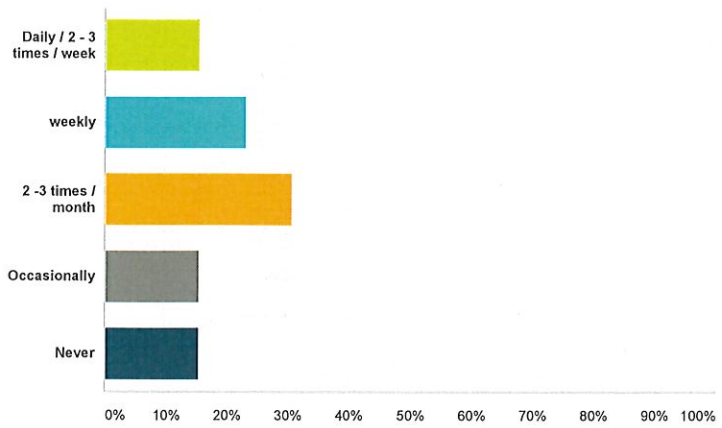
Q4

Customize

Export

How frequently do you use our changing rooms?

Answered: 13 Skipped: 0



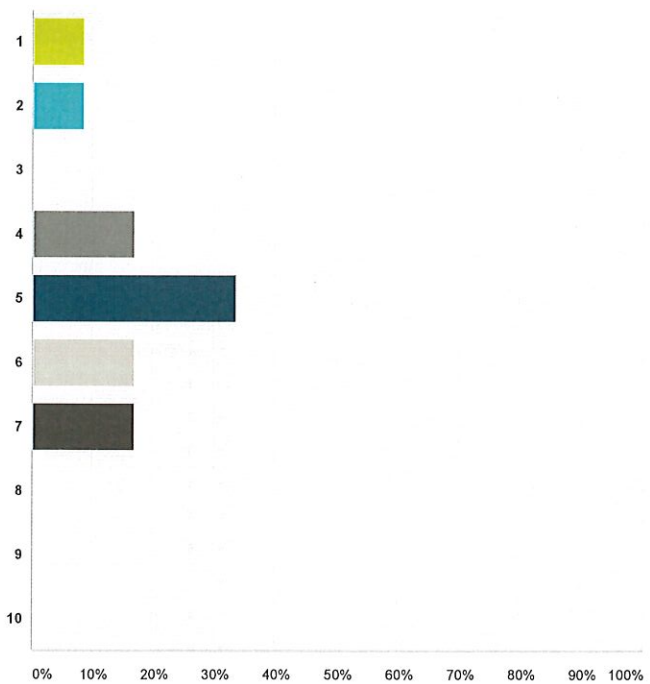
Answer Choices	Responses
▼ Daily / 2 - 3 times / week	15.38% 2
▼ weekly	23.08% 3
▼ 2 - 3 times / month	30.77% 4
▼ Occasionally	15.38% 2
▼ Never	15.38% 2
Total	13

Q5

Customize Export

How would you rate our changing rooms?
(1 being the lowest and 10 the highest score)

Answered: 12 Skipped: 1



Answer Choices	Responses
▼ 1	8.33% 1
▼ 2	8.33% 1
Total	12

Comments (4)

Answer Choices	Responses
▼ 3	0.00% 0
▼ 4	16.67% 2
▼ 5	33.33% 4
▼ 6	16.67% 2
▼ 7	16.67% 2
▼ 8	0.00% 0
▼ 9	0.00% 0
▼ 10	0.00% 0
Total	12
Comments (4)	

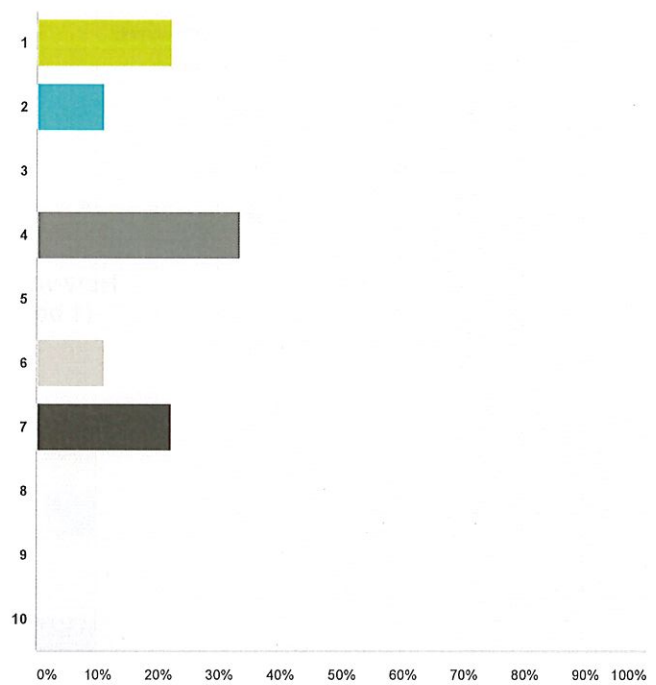
Q6

[Customize](#)

[Export](#)

How would you rate our showers? (1 being the lowest and 10 being the highest score)

Answered: 9 Skipped: 4



Answer Choices	Responses
▼ 1	22.22% 2
▼ 2	11.11% 1
▼ 3	0.00% 0
▼ 4	33.33% 3
▼ 5	0.00% 0
▼ 6	11.11% 1
▼ 7	22.22% 2
▼ 8	0.00% 0
▼ 9	0.00% 0
▼ 10	0.00% 0
Total	9
Comments (8)	

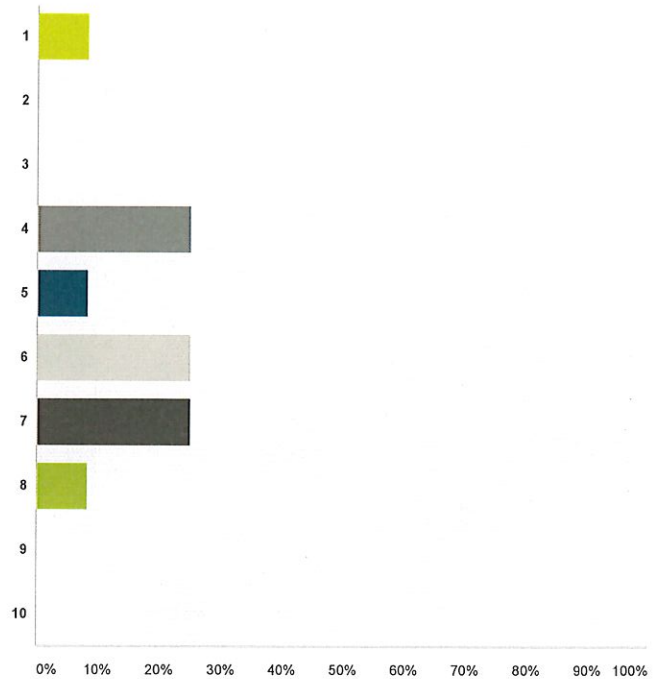
Q7

[Customize](#)

[Export](#)

How would you rate our toilet facilities? (1 lowest; 10 highest score)

Answered: 12 Skipped: 1



Answer Choices	Responses
▼ 1	8.33% 1
▼ 2	0.00% 0
▼ 3	0.00% 0
▼ 4	25.00% 3
▼ 5	8.33% 1
▼ 6	25.00% 3
▼ 7	25.00% 3
▼ 8	8.33% 1
▼ 9	0.00% 0
▼ 10	0.00% 0
Total	12
Comments (7)	

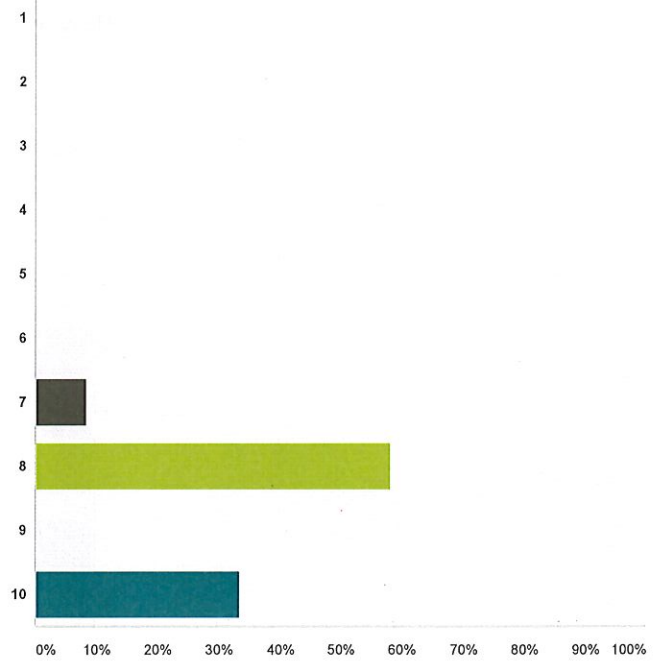
Q8

[Customize](#)

[Export](#)

How important do you think it is to have access to the toilets from outside the changing rooms? 1 being least important; 10 being most important)

Answered: 12 Skipped: 1



Answer Choices	Responses
1	0.00% 0
2	0.00% 0
3	0.00% 0
4	0.00% 0
5	0.00% 0
6	0.00% 0
7	8.33% 1
8	58.33% 7
9	0.00% 0
10	33.33% 4
Total	12
Comments (9)	

Community: [Developers](#) • [Facebook](#) • [Twitter](#) • [LinkedIn](#) • [Our Blog](#) • [Google+](#) • [YouTube](#)

About Us: [Leadership Team](#) • [Board of Directors](#) • [Integrations](#) • [Newsroom](#) • [Office Locations](#) • [Imprint](#) • [Jobs](#) • [Sitemap](#) • [Help](#)

Policies: [Terms of Use](#) • [Privacy Policy](#) • [Anti-Spam Policy](#) • [Security Statement](#) • [Email Opt-In](#) • [Accessibility](#)

Language: [English](#) • [Español](#) • [Português](#) • [Deutsch](#) • [Nederlands](#) • [Français](#) • [Русский](#) • [Italiano](#) • [Dansk](#) • [Svenska](#) • [日本語](#) • [한국어](#) • [中文\(繁體\)](#) • [Türkçe](#) • [Norsk](#) • [Suomi](#)

Copyright © 1999-2017 SurveyMonkey

